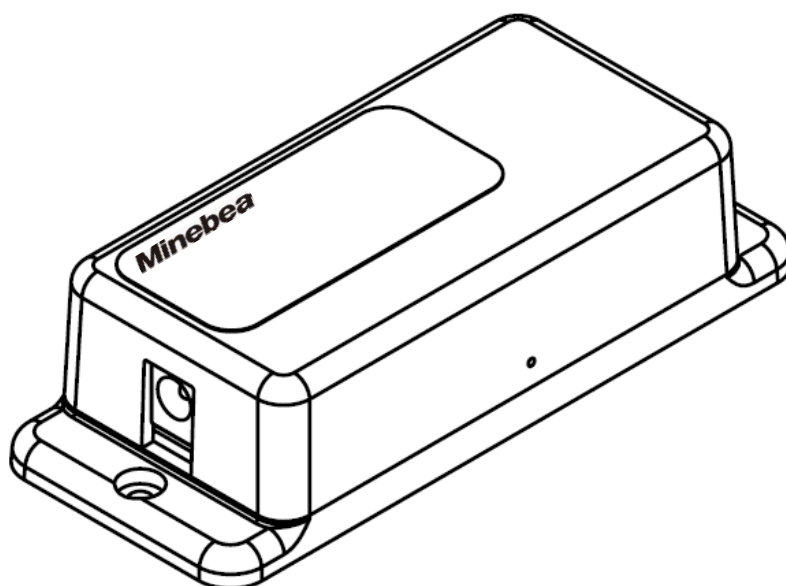


SALIOT

Timer Bridge Box

Model No. **MS-C101B-TH**



To our customer and service qualified technician

Thank you for your purchase of our SALIOT product.

Please read through this instruction manual to install and operate correctly and get the most out of our product.

Please pay extra attention to “1. Safety Precautions” before operating our product. After reading this manual, keep it in a safe place and refer when necessary.

1. Safety Precautions



WARNING

This symbol indicates that there is the risk of death or serious injury if the product is improperly handled.



STRICTLY
OBSERVE

- Consult with a sales agent or qualified technician for installation.
If it is installed by yourself, mishandling of the product may result in electric shock or fire.
- Do not remodel or repair the product. Flawed remodel or repair may result in electric shock or fire.
- Do not insert a metal object into the gaps or holes of the product. It may result in electric shock or fire.
- Indoor use only. Do not leave the product behind the wall or ceiling. It may result in fire etc.
- Immediately turn the power off if you see smoke or sense unusual smell. It may result in fire or electric shock.
- Be sure to turn the power OFF before performing daily care or maintenance. Failure to do so may result in electric shock.



CAUTION

This symbol indicates that there is the risk of injury or damage to property.



STRICTLY
OBSERVE

- Do not operate the product other than the specified power voltage. Failure to heed this caution may result in fire or electric shock or other hazardous conditions.
- Do not create unnecessary wire tension when performing the wiring work.
Wire tension may result in disconnection or damaged wire, heat generation or fire.

2. Specifications

Power Supply	12VDC
Location of Use	In door use only (DO NOT install in a location such as behind the wall or ceiling. Do not expose to water, steam, direct sunlight, corrosive gas, vibration, or condensation.)
Operating Temperature Range / Humidity Level	0~35°C / below 85%RH (No condensation)
Dimension	Width 45mm x Length 111mm x Height 28 mm
Weight	61g

* Specifications, external design, fixture are subject to change without prior notice.

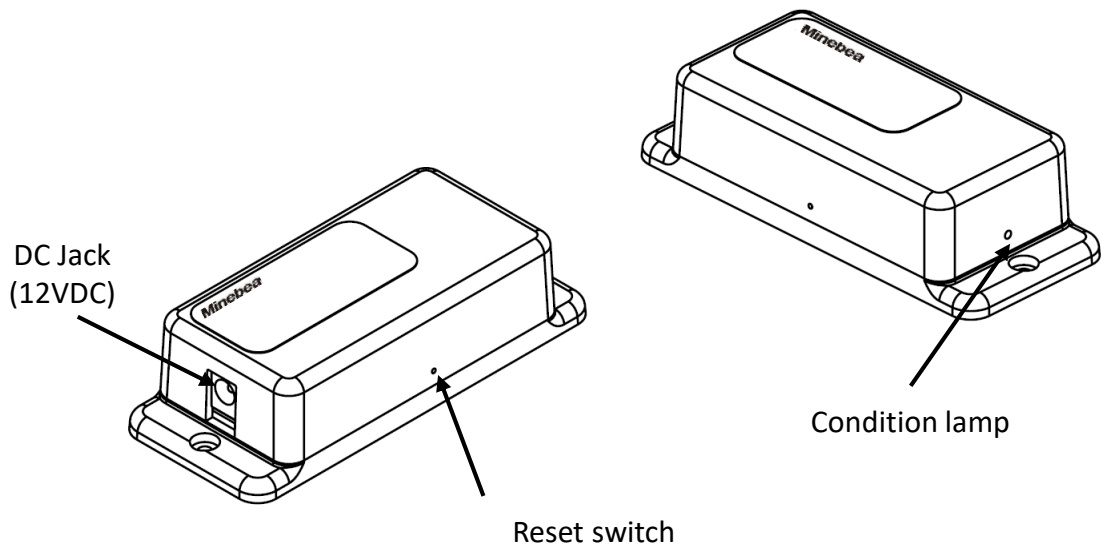
3. Necessary External Components

- Additional components are necessary for operation.
AC Adapter : Output voltage: 12VDC, Output current: 0.5A or more, DC Plug type: PL03B .
Please use the TIS product.

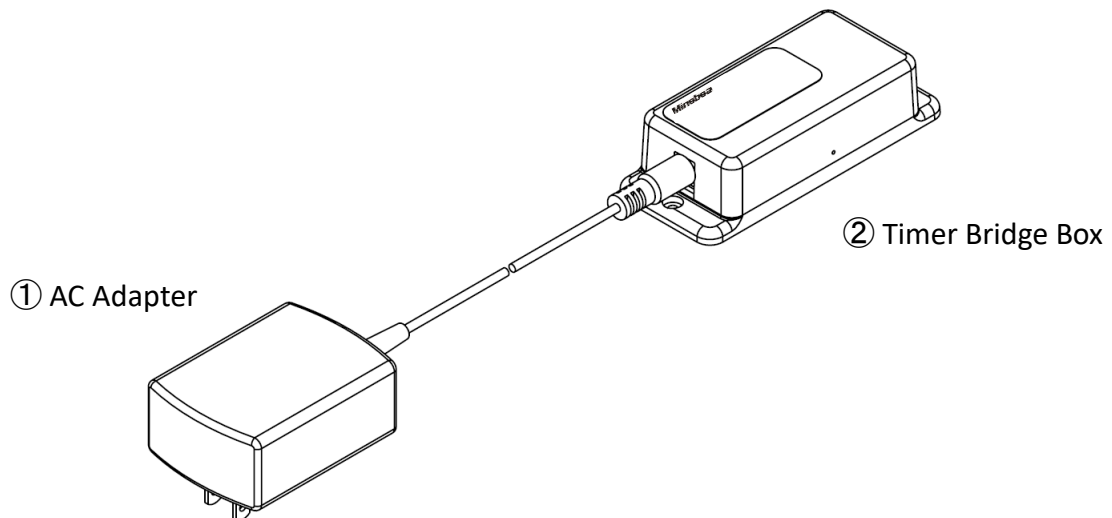
4. Installation Caution

- Unit shall be set up within 20m of the target lighting fixture, without any obstruction. Do not cover the product with a metal cover etc. This might interfere the radio connection.

5. Name of Parts



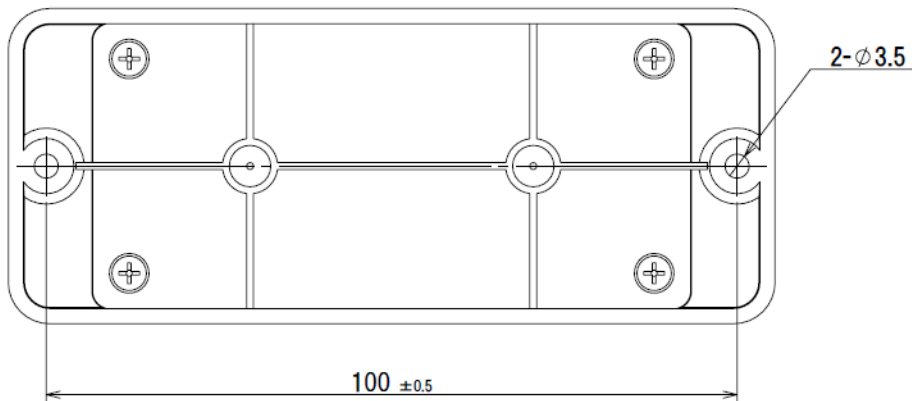
6. Instruction



1. Connect ①AC Adapter's DC plug to ②Timer Bridge Box's jack.
2. Connect ①AC Adapter's plug to the AC outlet. (Condition lamp lights on)
3. Register this product and lighting apparatuses (SALIOT) to the SALIOT APP using the smart phone etc.
4. Make a group of them using the SALIOT APP.
5. Set the date and time using the SALIOT APP. (Condition lamp lights off)
6. Set the schedule choosing the lighting apparatus (SALIOT).

Refer to the APP instruction manual for details regarding No. 3 - 6.

7. Mounting Dimensions



Unit : mm

8. Maintenance of the Unit

- Please use a dry soft cloth, or a firmly squeezed soft cloth moistened with diluted neutral detergent to clean the equipment.
- Do not wipe with volatile solvents such as thinner or benzene and do not spray pesticide. Doing so may cause discoloration, degeneration or malfunction.

9. Warranty

- This product is guaranteed for one year from the date of purchase.
Please contact if the warranty card is necessary.

10. Troubleshoot

Please check the following when the product does not function correctly:

- Is the AC Adapter's plug properly connected to an AC power outlet?
>> Please make sure that it is connected properly.
- Is the AC Adapter's DC plug connected to the right DC jack on the bridge box?
>> Please make sure that it is connected properly.

11. Contact Information

TEL : 66-2-253-4897

NMB-Minebea Thai Ltd. Bangkok Office

19th Floor, Wave Place Building, 55 Wireless Road, Lumpinee
Pathumwan, Bangkok, 10330 Thailand